



WIFI SMART PLUG USER GUIDE

Parameter:

Model: VT-5001 SKU: 8415
VT-5001-BS SKU: 8427
Rated Voltage: 90V-250V AC
Max. Current: 10A
Wireless Standard: Wi-Fi 2.4Ghz
Material: PC



Alexa/Google Home Tutorial



FAQ



Multi language Manual



Google Paly



IOS

1. Install V-TAC Smart Home App into smart phone or tablet device. Or scan the QR code, download and install into smart phone or tablet device.

2. Plug in




3. Set up

Press and hold button for about 5 seconds until the WIFI LED repaid flashes.

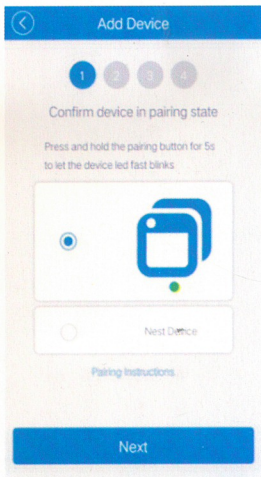


No devices currently, tap on below button to add

Tap "+" on Smart Home APP

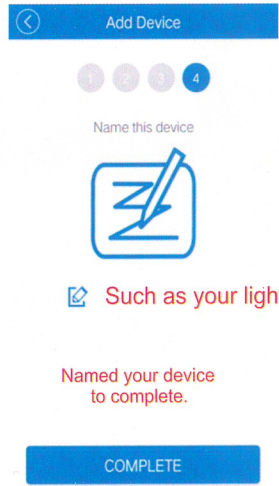



Select the first part



IOS user can try the second option(AP), manual configuration.

Input your WiFi SSID and password.



When the green light keeps on, the device is online. Start to control now!