


Waterproof RF 2-Button Dimming LED Controller

- RF dimmable LED controller with 1 channel constant voltage output.
- IP67 rating, internal gluing, suitable for outdoor and damp environment.
- 2-button operation, support on/off light, adjust brightness, dynamic mode and dynamic speed.
- 4096 levels dimming smoothly without any flash.
- Logarithmic dimming curve.
- Match with RF 2.4G single or multi-zone dimming remote controller optional.

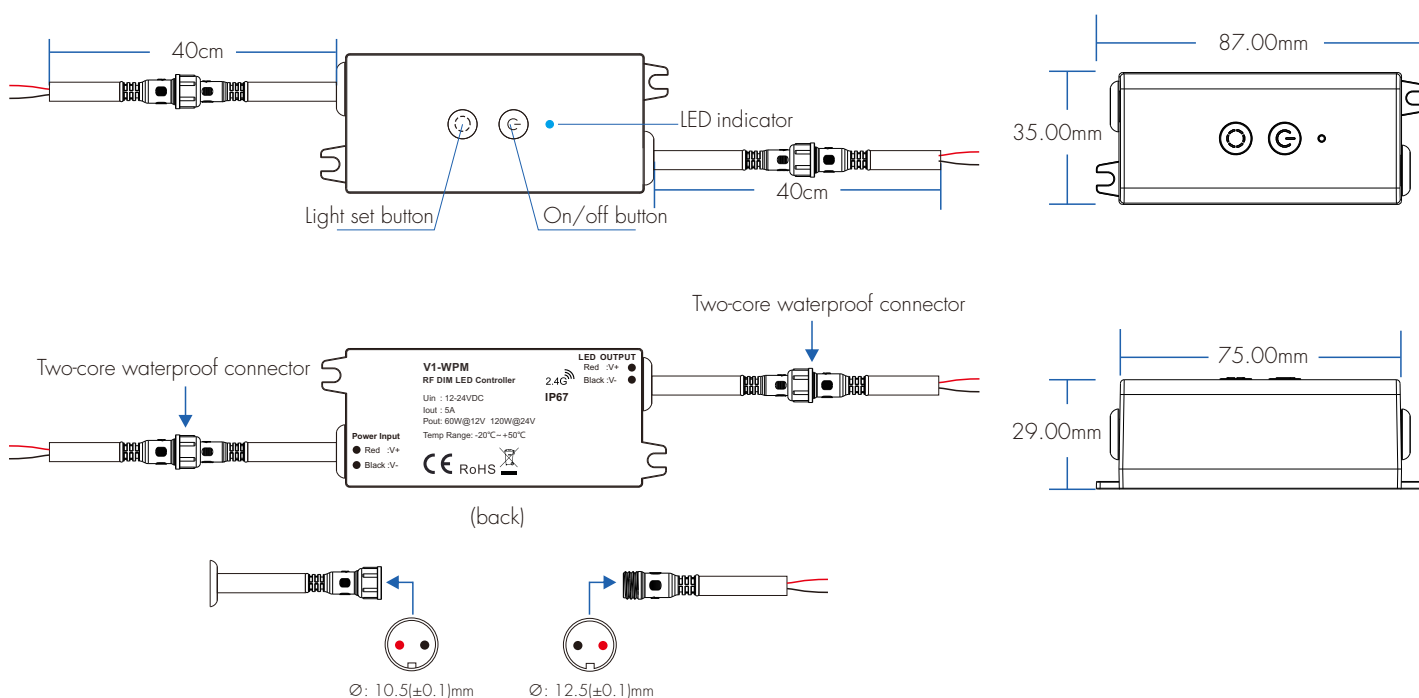


CE RoHS

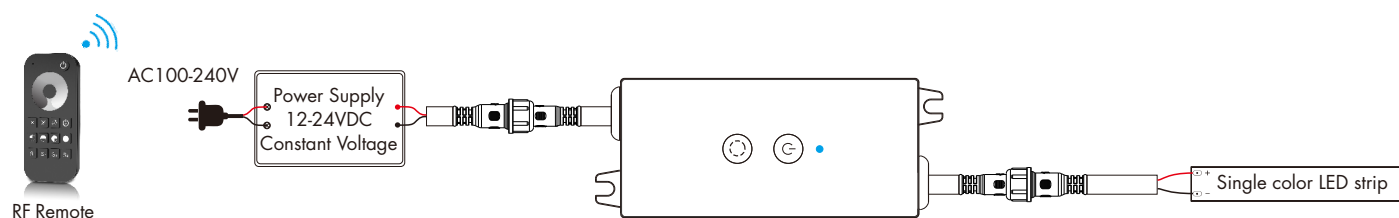
Technical Parameters

Input and Output		Dimming data		Safety and EMC	
Input voltage	12-24VDC	Input signal	2-button + RF 2.4GHz	Safety standard	EN 61347-1/-2
Output voltage	12-24VDC	Control distance	30m(Barrier-free space)	EMC standard	EN IEC 55015/EN IEC 61547 ETSI EN 301 489-1/-3
Output current	5A	Dimming gray scale	4096 (2 ¹²) levels	Radio Equipment	ETSI EN 300 440
Output power	60W@12V 120W@24V	Dimming range	1 -100%	Certification	CE RoHs
Output type	Constant Voltage	Dimming curve	Logarithmic	Environment	
Warranty and Protection		PWM Frequency	2000Hz	Operation temperature	Ta: -20°C ~ +50°C
Warranty	5 years	Package		Case temperature (Max.)	Tc: +85°C
Protection	Reverse polarity	Size	L1 12xW80xH45mm	IP rating	IP67
		Gross weight	0.130kg		

Mechanical Structures and Installations



NOTE: When installing, align the insert and tighten the nut.



Button Function



Short press: Turn on/off the light.

Long press (1-6s): Continuous brightness adjustment, dimming range 1-100%.



Short press: Enter static mode, and switch 5 levels brightness(10%,25%,50%,75%,100%).

Double click: Enter dynamic mode and switch 2 dynamic modes (white fade, white jump). White jump in the order of 25%, 50%, 100% brightness.

Long press: In static mode, long press for 1-6s to adjust the brightness continuously, dimming range 10-100%.



In dynamic mode, long press for 2s to sequentially switch 5 levels of dynamic change speed, and the LED indicator blinks 1 time for every level of switching.

Match With RF Remote Controller



There are two ways to match/delete:

Use Match key

Match:

Press and hold  and  button 2s, the LED indicator blinks slowly, immediately press on/off key (single zone remote) or zone key (multiple zone remote) of the remote. The LED indicator stop blinks means match is successful.

Delete:

Press and hold  and  button 5s, The LED indicator fast flash 5 times means all matched remotes were deleted.

Use Power Restart

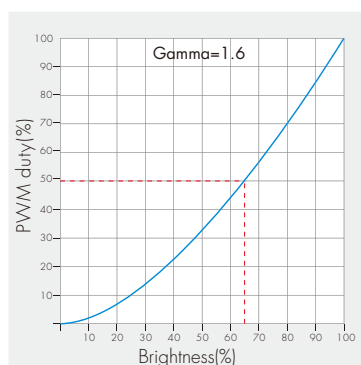
Match:

Switch off the power of the controller, then switch on power, repeat again. Immediately short press on/off key (single zone remote) or zone key (multiple zone remote) 3 times on the remote. The light blinks 3 times means match is successful.

Delete:

Switch off the power of the controller, then switch on power, repeat again. Immediately short press on/off key (single zone remote) or zone key (multiple zone remote) 5 times on the remote. The light blinks 5 times means all matched remotes were deleted.

Dimming Curve



www.iskydance.pl

Safety Information

1. Do not install with electricity.
2. Please use it within the working temperature range of $-20^{\circ}\text{C} \sim +50^{\circ}\text{C}$ to ensure the stable performance of the product.
3. Avoid prolonged immersion in water.
4. Avoid using it in large metal areas or areas with strong electromagnetic waves, otherwise the remote control distance will be affected.