

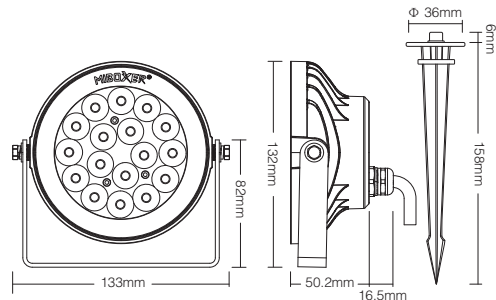


## Features

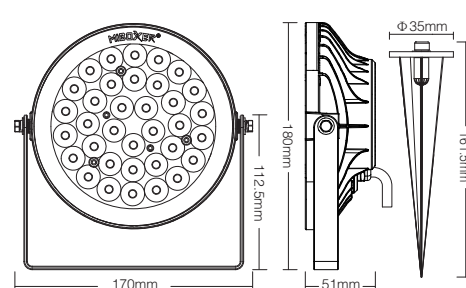
-  RGB+CCT  
16 Millions of colors to choose
-  Color temperature  
2700~6500K
-  Dimmable  
Saturation control
-  2.4G RF wireless transmission technology
-  Signal transmitting & Modes synchronization
-  Remote control  
Control distance 30m
-  Smart phone App control  
(2.4GHz gateway is needed)
-  Support third party voice control  
(2.4GHz gateway is needed)
-  Waterproof and dustproof grade IP66
-  Beam Angle 15°  
Illumination distance Greater than 10m

## Parameters

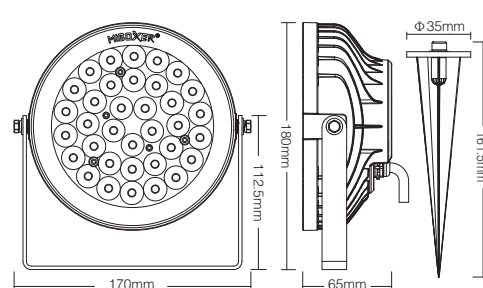
Model No.	FUTC01	FUTC02
Input Voltage	DC 24V	AC100~240V 50/60Hz
Power	9W	9W
Working Temp.	-20~60°C	-20~60°C
Color temp.	2700K~6500K	2700K~6500K
Luminous Flux	900LM	900LM
Light Efficiency	100LM/W	100LM/W
CRI	>80	>80
PF	—	>0.5
Lifespan	50000 hours	50000 hours
Beam Angle	15°	15°
Illumination distance	>10m	>10m
IP Rate	IP66	IP66
RF	2.4GHz	2.4GHz
Control Distance	30m	30m



Model No.	FUTC03
Input Voltage	AC100~240V 50/60Hz
Power	15W
Working Temp.	-20~60°C
Color temp.	2700K~6500K
Luminous Flux	1500LM
Light Efficiency	100LM/W
CRI	>80
PF	>0.5
Lifespan	50000 hours
Beam Angle	15°
Illumination distance	>10m
IP Rate	IP66
RF	2.4GHz
Control Distance	30m



Model No.	FUTC05
Input Voltage	AC100~240V 50/60Hz
Power	25W
Working Temp.	-20~60°C
Color temp.	2700K~6500K
Luminous Flux	2100LM
Light Efficiency	85LM/W
CRI	>80
PF	>0.5
Lifespan	50000 hours
Beam Angle	15°
Illumination distance	>15m
IP Rate	IP66
RF	2.4GHz
Control Distance	30m

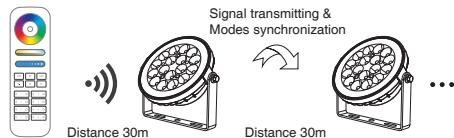


## Signal transmitting

One lighting fixture can transmit the signals from the remote control to another lighting fixture within 30m, as long as there is a lighting fixture within 30m, the remote control distance can be limitless.

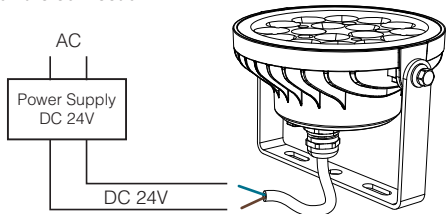
## Modes synchronization

Different lighting fixture can work synchronously when they are started at different times, controlled by the same remote, under same dynamic mode and within 30m distance.



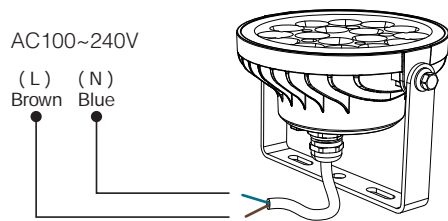
## FUTC01 Connection diagram

Input Voltage DC 24V, don't need to distinguish polarity on the connection



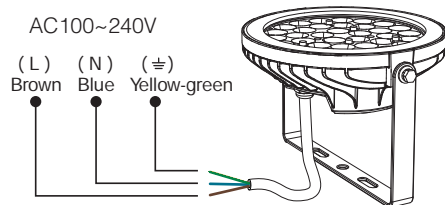
## FUTC02

### Connection diagram



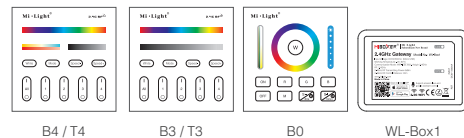
## FUTC03 / FUTC05

### Connection diagram



## Link/Unlink

Compatible with these remote controls (Purchased separately)



**NOTE:**  
Lighting can be working after linking with remote;  
for more details, pls read the remote instruction.

## Dynamic Mode Sheet

Number	Dynamic Mode	Brightness / Saturation / Speed
1	Mardi Gras	Adjustable
2	Automatic color change	
3	Sam	
4	Gemstone	
5	Twilight	
6	American	
7	Fat Tuesday	
8	Party	
9	Slow Color Splash	

## Attention

- When install the lighting fixtures, pls switch off the power to make sure the safty.
- Please check whether the input voltage supply is in accordance with the lighting fixtures, and please check the connection of both the cathode and anode.
- The working power is high voltage alternating current, so it must be far away from people and must with ground connection.

- Non-professional user cannot dismantle the lighting fixtures directly, otherwise, it may cause fire and electric shock.
- The working temperature is -20-60°C; do not use the device to direct sunlight, moist and other high temperature area.
- Please do not use lighting fixtures around the mental area and high magnetic field, otherwise, it will badly affect the control distance.
- Users must be correct, strict and solid to install the lighting fixtures; do not use the lighting fixtures on strenuous vibration area.
- The lighting fixtures will be heating on working, pls do not cover the lighting housing.