

4 Channel Constant Current Power Repeater

Model No.: EC4(150-500mA) / EC4(350-1200mA)

4 Channel/PWM signal input/Constant current output/Multiple current/3KV optoelectronic isolation



EC4(150-500mA)



EC4(350-1200mA)

CE RoHS  LVD

Features

- 4 channel 24-48V constant current power repeater.
- DC to DC constant current output, multiple output current settings.
- To receive PWM signal control.
- Power repeater in parallel to expand output unlimitedly.
- Apply to single color, dual color, RGB or RGBW constant current LED lamps.

Technical Parameters

Input and Output	
Input voltage	24-48VDC
Input signal	24-48V PWM, 4CH
Output voltage	4 x (3-4.5)VDC
Output current	4CH, 150-500mA or 350-1200mA/CH
Output power	4 x (0.45-22.5)W (150-500mA) 4 x (1.05-54)W (350-1200mA)
Output type	Constant current

Warranty and Protection	
Warranty	5 years
Protection	Reverse Polarity Short circuit











Safety and EMC	
EMC standard [EMC]	ETSI EN 301 489-1 V2.2.3 ETSI EN 301 489-17 V3.2.4
Safety standard [LVD]	EN 62368-1:2020+A11:2020
Certification	CE, EMC, LVD

Environment	
Operation temperature	Ta: -30°C ~ +55°C
Case temperature [Max.]	Tc: +85°C
IP rating	IP20

LED Current Selection

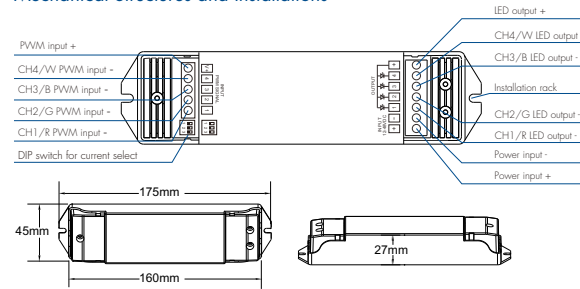
Note: Please select the correct current through the DIP switch on the PCB board when the power is off.



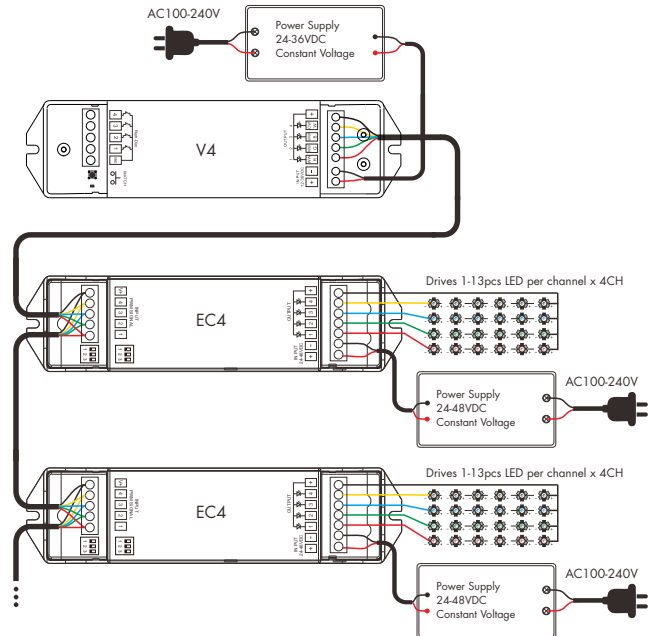
DIP Switch											ON OFF
EC4 (150-500mA)	Output Current	150mA	200mA	250mA	300mA	350mA	400mA	450mA	500mA		
	Output Voltage	3-4.5V	3-4.5V	3-4.5V	3-4.5V	3-4.5V	3-4.5V	3-4.5V	3-4.5V		
	Output Power/CH	0.45-6.75W	0.6-9W	0.75-11.25W	0.9-13.5W	1.05-15.75W	1.2-18W	1.35-20.25W	1.5-22.5W		
EC4 (350-1200mA)	Output Current	350mA	500mA	600mA	700mA	800mA	900mA	1050mA	1200mA		
	Output Voltage	3-4.5V	3-4.5V	3-4.5V	3-4.5V	3-4.5V	3-4.5V	3-4.5V	3-4.5V		
	Output Power/CH	1.05-15.75W	1.5-22.5W	1.8-27W	2.1-31.5W	2.4-36W	2.7-40.5W	3.15-47.25W	3.6-54W		

Mechanical Structures and Installations

EC4 4 Channel Constant Current Power Repeater



Wiring Diagram



1. The LED quantity at each channel can be different, the power repeater could auto check and output a proper voltage to each channel according to its LED quantities.
2. The power repeater works on buck mode, the voltage of power supply should be greater than the total voltage of the series LEDs.

Safety & Warnings

1. The product shall be installed and serviced by a qualified person.
2. This product is non-waterproof. Please avoid the sun and rain.
3. Good heat dissipation will prolong the working life of the controller, Please ensure good ventilation.
4. Please check if the output voltage of any power supplies used comply with the working voltage of the product.
5. Ensure all wire connections and polarities are correct and secure before applying power to avoid any damages to the LED lights.
6. If a fault occurs please return the product to your supplier. Do not attempt to fix this product by yourself.